

ENVIRONMENTAL PRODUCT DECLARATION

as per ISO 14025 and EN 15804




Owner of the Declaration	DORMA Deutschland GmbH
Programme holder	Institut Bauen und Umwelt e.V. (IBU)
Publisher	Institut Bauen und Umwelt e.V. (IBU)
Declaration number	EPD-DOR-20140191-CBD1-EN
Issue date	28.10.2014
Valid to	27.10.2019

BTS 75 V and RTS 87 Series Concealed Door Closers DORMA

www.bau-umwelt.com / <https://epd-online.com>



General Information

<p>DORMA</p> <hr/> <p>Programme holder IBU - Institut Bauen und Umwelt e.V. Panoramastr. 1 10178 Berlin Germany</p> <hr/> <p>Declaration number EPD-DOR-20140191-CBD1-EN</p> <hr/> <p>This Declaration is based on the Product Category Rules: Locks and fittings , 07.2014 (PCR tested and approved by the independent expert committee)</p> <hr/> <p>Issue date 28.10.2014</p> <hr/> <p>Valid to 27.10.2019</p> <hr/> <p></p> <hr/> <p>Prof. Dr.-Ing. Horst J. Bossemayer (President of Institut Bauen und Umwelt e.V.)</p> <hr/> <p></p> <hr/> <p>Dr. Burkhard Lehmann (Managing Director IBU)</p>	<p>BTS 75 V and RTS 87 Series Concealed Door Closers</p> <hr/> <p>Owner of the Declaration DORMA Deutschland GmbH DORMA Platz 1 58256 Ennepetal Germany</p> <hr/> <p>Declared product / Declared unit The declaration represents one concealed door closer unit.</p> <hr/> <p>Scope: The declaration and the background LCA represent DORMA's BTS 75 V and RTS 87 Series concealed door closers. Raw materials and components are provided by suppliers and shipped to DORMA, where the closers are manufactured and assembled at DORMA facilities in Singapore. The BTS 75 V and RTS 87 differ in how they are mounted to the door (floor versus frame), but are otherwise identical products. The owner of the declaration shall be liable for the underlying information and evidence; the IBU shall not be liable with respect to manufacturer information, life cycle assessment data and evidences.</p> <hr/> <p>Verification</p> <table border="1"> <tr> <td colspan="2">The CEN Norm EN 15804 serves as the core PCR</td> </tr> <tr> <td colspan="2">Independent verification of the declaration according to ISO 14025</td> </tr> <tr> <td><input type="checkbox"/> internally</td> <td><input checked="" type="checkbox"/> externally</td> </tr> </table> <hr/> <p></p> <hr/> <p>Dr.-Ing. Wolfram Trinius (Independent tester appointed by SVA)</p>	The CEN Norm EN 15804 serves as the core PCR		Independent verification of the declaration according to ISO 14025		<input type="checkbox"/> internally	<input checked="" type="checkbox"/> externally
The CEN Norm EN 15804 serves as the core PCR							
Independent verification of the declaration according to ISO 14025							
<input type="checkbox"/> internally	<input checked="" type="checkbox"/> externally						

Product

Product description

DORMA's BTS 75 V and RTS 87 Series concealed door closers are dependable and versatile for almost any application. Their compact bodies enable them to be used in applications where larger closers would be prohibitive. They can be installed a number of different configurations, including in standard, narrow or wide door frames, as well as with left-hand or right-hand single- or double-action mounting. The closers are designed for all types of doors and allow the necessary spring adjustments for both barrier-free and non-barrier free openings. A comprehensive selection of accessories ensures that they can be used successfully with a wide variety of door constructions and floor coverings. Product benefits include:

- *For the trade:* Reduced stock requirements because of adjustable closing force and separate, interchangeable spindles (BTS 75 V only), and slim product range offering all key functions.
- *For the installer:* Suitable for installation with left-hand or right-hand single and double action doors. Interchangeable spindles, as

well as adjustable closing force, enable easy adaption to structural conditions—even when retrofitted (BTS 75 V only).

- *For the architect:* Concealed installation for maximum visual elegance. A wide range of applications allow architects a reliable and durable solution without compromising the aesthetics of an opening.
- *For the user:* A temperature-independent closing cycle and highly efficient mechanism gives maximum user convenience.

Application

The BTS 75 V and RTS 87 Series offer aesthetically pleasing solutions for both interior and exterior applications. The closers can be used in a variety of applications, including as closers for fire and smoke doors for the non hold-open versions.

Technical Data

The concealed door closers employ a cam and roller mechanism, and are capable of controlling interior or



exterior doors weighing up to 120 kg. They have an adjustable closing force from EN 1 to EN 4 and a mechanical backcheck at approximately 70°. Dual valve adjustment provides controlled closing speed from approximately 175° opening range, even in cold temperature conditions.

Certifications include /ISO 9001/, /ANSI A156.4/ for Grade 1, and /EN 1154/ (CE for non hold-open versions only).

Name	Value	Unit
Length	285	mm
Width	82	mm
Height	50	mm
Weight	2.9	kg
Test standards and methods	/EN 1154/	

Base materials / Ancillary materials

Name	Value	Unit
Steel	44	%
Aluminum	44	%
Zinc	6	%
Oil	5	%
Coatings	1	%

Reference service life

No use stage modules are reported; as such, declaration of the reference service life (RSL) is voluntary. The RSL is not reported for the BTS 75 V or RTS 87 Series closers.

LCA: Calculation rules

Declared Unit

The declared unit of this analysis is one concealed door closer.

Declared unit

Name	Value	Unit
Declared unit (1 closer)	1	1 piece/product
Mass of system (without packaging)	2.9	kg
Conversion factor to 1 kg	0.34	-

System boundary

Type of EPD: cradle-to-gate - with options. The following modules were considered in the analysis:

Product stage:

- Raw material supply (A1)
- Inbound transport (A2)
- Manufacturing (A3)

Construction process stage:

- Distribution (A4)
- Installation (A5)

End-of-life stage:

- Disposal (C4)

Beyond system boundaries:

- Reuse, recovery, recycling potential (D)

Comparability

Basically, a comparison or an evaluation of EPD data is only possible if all the data sets to be compared were created according to /EN 15804/ and the building context, respectively the product-specific characteristics of performance, are taken into account.

LCA: Scenarios and additional technical information

Additional information is provided for declared modules, including A4, A5, C4, and D. In order to represent DORMA's global distribution network, a sales-weighted average is used to model transport to the building site. The table for Module A4 shows both weighted average transportation distance (given regional concealed closer sales), which is used in the analysis, along with the variation in that distance. Additionally, estimated global average recycling rates are used to represent product disposal.

Transport to the building site (A4)

Name	Value	Unit
Litres of fuel (truck)	31	l/100km
Transport distance	2400 - 22800	km
Average transport distance (SI)	13300	km
Capacity utilisation (including empty runs)	85	%

Installation into the building (A5)

Name	Value	Unit
Output substances following	0.41	kg

waste treatment on site (packaging)		
-------------------------------------	--	--

End of life (C1-C4)

Name	Value	Unit
Recycling	2.2	kg
Landfilling	0.7	kg

Reuse, recovery and/or recycling potentials (D), relevant scenario information

Name	Value	Unit
Recycling rate, aluminum	60	%
Recycling rate, brass	52	%
Recycling rate, paper	90	%
Recycling rate, plastics	14	%
Recycling rate, steel	88	%
Recycling rate, zinc	52	%

LCA: Results

The table below summarizes which modules are declared (as indicated by an "X"), and which are not declared (as indicated with "MND"). Environmental performance results are shown for one (1) surface door closer.

DESCRIPTION OF THE SYSTEM BOUNDARY (X = INCLUDED IN LCA; MND = MODULE NOT DECLARED)

PRODUCT STAGE			CONSTRUCTION PROCESS STAGE		USE STAGE								END OF LIFE STAGE				BENEFITS AND LOADS BEYOND THE SYSTEM BOUNDARIES
Raw material supply	Transport	Manufacturing	Transport from the gate to the site	Assembly	Use	Maintenance	Repair	Replacement ⁽¹⁾	Refurbishment ⁽¹⁾	Operational energy use	Operational water use	De-construction demolition	Transport	Waste processing	Disposal	Reuse-Recovery-Recycling-potential	
A1	A2	A3	A4	A5	B1	B2	B3	B4	B5	B6	B7	C1	C2	C3	C4	D	
X	X	X	X	X	MND	MND	MND	MND	MND	MND	MND	MND	MND	MND	X	X	

RESULTS OF THE LCA - ENVIRONMENTAL IMPACT: 1 closer (2.9kg)*

Parameter	Unit	A1 - A3	A4	A5	C4	D
Global warming potential	[kg CO ₂ -Eq.]	2.024E+1	7.610E-1	1.570E-1	3.010E-2	-3.870E+0
Depletion potential of the stratospheric ozone layer	[kg CFC11-Eq.]	1.952E-8	3.390E-12	1.540E-13	7.990E-14	6.600E-8
Acidification potential of land and water	[kg SO ₂ -Eq.]	1.106E-1	1.810E-2	2.060E-5	4.440E-5	-1.600E-2
Eutrophication potential	[kg (PO ₄) ³⁻ -Eq.]	6.961E-3	1.940E-3	2.930E-5	6.870E-6	-6.170E-4
Formation potential of tropospheric ozone photochemical oxidants	[kg Ethen Eq.]	8.108E-3	7.420E-4	2.130E-5	1.060E-5	-1.620E-3
Abiotic depletion potential for non fossil resources	[kg Sb Eq.]	1.280E-3	2.260E-8	8.070E-10	2.690E-9	-7.990E-6
Abiotic depletion potential for fossil resources	[MJ]	2.351E+2	9.490E+0	5.750E-2	9.250E-2	-3.860E+1

RESULTS OF THE LCA - RESOURCE USE: 1 closer (2.9kg)*

Parameter	Unit	A1 - A3	A4	A5	C4	D
Renewable primary energy as energy carrier	[MJ]	6.235E+1	1.180E-1	3.040E-3	7.860E-3	-6.510E+0
Renewable primary energy resources as material utilization	[MJ]	0.000E+0	0.000E+0	0.000E+0	0.000E+0	0.000E+0
Total use of renewable primary energy resources	[MJ]	6.235E+1	1.180E-1	3.040E-3	7.860E-3	-6.510E+0
Non renewable primary energy as energy carrier	[MJ]	2.803E+2	1.020E+1	6.560E-2	1.040E-1	-4.160E+1
Non renewable primary energy as material utilization	[MJ]	0.000E+0	0.000E+0	0.000E+0	0.000E+0	0.000E+0
Total use of non renewable primary energy resources	[MJ]	2.803E+2	1.020E+1	6.560E-2	1.040E-1	-4.160E+1
Use of secondary material	[kg]	0.000E+0	0.000E+0	0.000E+0	0.000E+0	0.000E+0
Use of renewable secondary fuels	[MJ]	2.174E-3	6.100E-5	4.470E-5	1.770E-4	-6.590E-4
Use of non renewable secondary fuels	[MJ]	1.751E-2	6.410E-4	9.940E-5	3.820E-4	-6.230E-3
Use of net fresh water	[m ³]	1.221E+2	1.210E-1	-4.440E-2	-2.860E-1	-1.670E+1

RESULTS OF THE LCA – OUTPUT FLOWS AND WASTE CATEGORIES:

1 closer (2.9kg)*

Parameter	Unit	A1 - A3	A4	A5	C4	D
Hazardous waste disposed	[kg]	2.254E-2	1.550E-5	2.000E-6	4.250E-6	-2.330E-3
Non hazardous waste disposed	[kg]	1.911E+0	3.610E-4	3.910E-2	5.240E-1	-2.520E-1
Radioactive waste disposed	[kg]	1.082E-2	1.380E-5	1.060E-6	1.630E-6	-7.500E-4
Components for re-use	[kg]	0.000E+0	0.000E+0	0.000E+0	0.000E+0	0.000E+0
Materials for recycling	[kg]	0.000E+0	0.000E+0	0.000E+0	0.000E+0	0.000E+0
Materials for energy recovery	[kg]	0.000E+0	0.000E+0	0.000E+0	0.000E+0	0.000E+0
Exported electrical energy	[MJ]	0.000E+0	0.000E+0	0.000E+0	0.000E+0	0.000E+0
Exported thermal energy	[MJ]	0.000E+0	0.000E+0	0.000E+0	0.000E+0	0.000E+0

* 1kg = 2.204 lbs.

Concealed closer environmental impacts are dominated by the product stage (A1-A3) for all impact categories. The production of raw materials such as aluminum, steel and zinc, in particular, are key drivers of environmental performance. The one exception is ozone depletion potential, for which Module D accounts for a significant portion of environmental impact. This is due to differences in primary versus secondary steel production routes, the latter typically leading to higher ozone-depleting emissions from electricity use in electric arc furnaces.

Distribution also accounts for a relevant contribution in a few impact categories. Compared to the product stage, however, distribution is a smaller fraction of closer environmental impact. Distribution is modeled assuming a sales-weighted average based on the countries and regions in which closers are sold. Finished products are shipped from DORMA's facility in Singapore to various locations in Europe, Asia, and the Americas. While the results represent DORMA's specific situation as of 2013, they can be reevaluated for a specific country or region.

At the end-of-life, DORMA's closers are modeled as being recycled. A portion of each material type is recovered and the remainder landfilled. In this case, proxy data are used as often, global average or even regional specific data are not available. Waste disposal (Module C4) is consistently a minor contributor to environmental impact so dataset choice is not anticipated to affect conclusions.

References

Institut Bauen und Umwelt

Institut Bauen und Umwelt e.V., Berlin (pub.):
Generation of Environmental Product Declarations
(EPDs);

ISO 14025

DIN EN ISO 14025:2011-10: Environmental labels and
declarations — Type III environmental declarations —
Principles and procedures

EN 15804

EN 15804:2012-04+A1 2013: Sustainability of
construction works — Environmental Product
Declarations — Core rules for the product category of
construction products

ANSI A156.4

ANSI/BHMA A156.4 - 2013, Door controls — Closers

EN 1154

EN 1154:1997, Building hardware — Controlled door
closing devices

GaBi 6

PE INTERNATIONAL; GaBi 6: Software-System and
Database for Life Cycle Engineering. Copyright, TM.
Stuttgart, Echterdingen, 1992-2013.

GaBi 6 Documentation

GaBi 6: Documentation of GaBi 6: Software-System

and Database for Life Cycle Engineering. Copyright,
TM. Stuttgart, Echterdingen, 1992-2013.
<http://documentation.gabi-software.com/>

ISO 9001

EN ISO 9001:2008, Certification — Quality
Management Systems

ISO 14040

EN ISO 14040:2006, Environmental management —
Life cycle assessment — Principles and framework

ISO 14044

EN ISO 14044:2006 Environmental management —
Life cycle assessment — Requirements and guidelines

PCR Part A

Institut Bauen und Umwelt e.V., Product Category
Rules for Construction Products from the range of
Environmental Product Declarations of Institut Bauen
und Umwelt (IBU), Part A: Calculation Rules for the
Life Cycle Assessment and Requirements on the
Background Report. 2013. www.bau-umwelt.com

PCR Part B

PCR Guidance-Texts for Building-Related Products
and Services. From the range of Environmental
Product Declarations of Institute Construction and
Environment e.V. (IBU). Part B: Requirements on the
EPD for Locks and fittings. 2012. www.bau-umwelt.com

**Publisher**

Institut Bauen und Umwelt e.V.
Panoramastr. 1
10178 Berlin
Germany

Tel +49 (0)30 3087748- 0
Fax +49 (0)30 3087748- 29
Mail info@bau-umwelt.com
Web www.bau-umwelt.com

**Programme holder**

Institut Bauen und Umwelt e.V.
Panoramastr 1
10178 Berlin
Germany

Tel +49 (0)30 - 3087748- 0
Fax +49 (0)30 – 3087748 - 29
Mail info@bau-umwelt.com
Web www.bau-umwelt.com



PE INTERNATIONAL
SUSTAINABILITY PERFORMANCE

Author of the Life Cycle Assessment

PE INTERNATIONAL, Inc.
Milk St. 170
02109 Boston, MA
USA

Tel +1 617-247-4477
Fax +1 303-447-0909
Mail consulting@pe-international.com
Web www.pe-international.com

**Owner of the Declaration**

DORMA
DORMA Platz 1
58256 Ennepetal
Germany

Tel +49 (0)2333 793-0
Fax +49 (0)2333 793-4950
Mail dorma-deutschland@dorma.com
Web www.dorma.com