
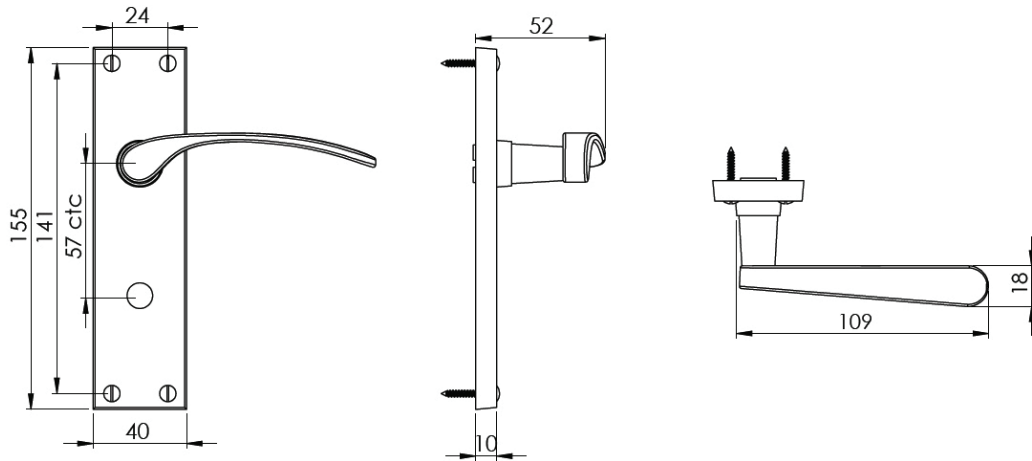


SOPHIA BATHROOM/CLOAKROOM HANDLE WITH PRIVACY TURN

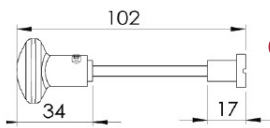


INSIDE VIEW
With thumbturn.


OUTSIDE VIEW
With slotted release.
Used to open door in emergency.



This bathroom handle is suitable for use with most U.K. bathroom locks with a 57mm CTC.
For a new door installation we would recommend using our York bathroom locks from the list below.



Thumbturn x 1pc.



Spindle : 7.8mm x 85mm - 1pc.



2 mm Allen key :
Used to fasten thumbturn



8x Brass wood Screws
Fasten the Brass Screws into the Pilot holes



Iron starter screw x 1pc.
Drill pilot holes, use the starter screw to cut a thread

BATHROOM LOCKS
(not Included, must be ordered separately)

- YKBL2-AT 2 1/2" Antique Finish
- YKBL2-BLK 2 1/2" Black Finish
- YKBL2-MB 2 1/2" Matt Bronze Finish
- YKBL2-PB 2 1/2" Brass Finish
- YKBL2-PC&PN 2 1/2" Polished Chrome & Nickel Finish
- YKBL2-SB 2 1/2" Satin Brass Finish
- YKBL2-SN&SC 2 1/2" Satin Nickel & Chrome Finish
- YKBL3-AT 3" Antique Finish
- YKBL3-BLK 3" Black Finish
- YKBL3-MB 3" Matt Bronze Finish
- YKBL3-PB 3" Brass Finish
- YKBL3-PC&PN 3" Polished Chrome & Nickel Finish
- YKBL3-SB 3" Satin Brass Finish
- YKBL3-SN&SC 3" Satin Nickel & Chrome Finish

Box Contains

- ① Pair of lever handles
- ② 1x Thumbturn & release
- ③ 1x 85mm spindle suitable for 35mm & 45mm thick door
- ④ 1x Allen key
- ⑤ 8x Brass wood screws
1x Iron screw

M Marcus Ltd., Dudley

Product Code

V4142

Material

Solid Brass

Available in all Heritage Brass finishes.

Sizes shown are in mm and approximate.
We reserve the right to amend where necessary and without any prior notice.