

# NOR810S+ Automatic Drop Seal



## An efficient & compact high performance acoustic seal.

The new NOR810S+ automatic drop seal is specifically designed and manufactured by Norsound in Germany.

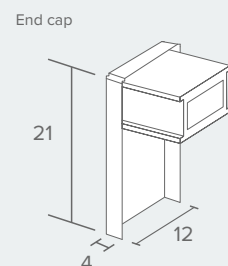
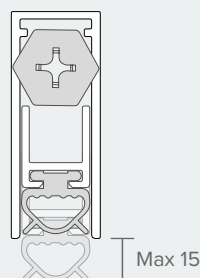
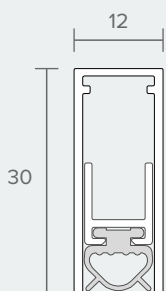
This DIY friendly door bottom seal is used to improve acoustic performance and boasts features that are geared towards enhancing the end user's fitting experience - it is the perfect seal for door manufacturers and joinery outfits alike.

Pre-fitted screws fixed into the bottom of the product are designed for ease of installation, giving you the ability to enhance the efficiency and comfort of any space quickly, whether it be an office, living area, school or hospital.

Use this seal in conjunction with Norsound acoustic perimeter seals in order to provide the best acoustic performances possible, compliant with both Document 'E' and BB93.

- ⌚ Prevents the transfer of noise, draughts, heat and light on door bottom gaps up to 15mm.
- ⌚ High acoustic performance values with sealing efficiency of up to 92% when used with Norsound perimeter seals.
- ⌚ Suitable for use with fire rated doors without any detriment to the door's performance.
- ⌚ Sizes ranging from 425mm-1225mm, each with significant cutback options. Minimum possible length 320mm.
- ⌚ Robust TPE seal.
- ⌚ Delivered with pre-fitted screws for rapid fixing to doors - ideal for DIY projects.
- ⌚ Norsound's parallel drop technology – the seal drops equally at both ends & adjusts to sloped flooring.

## Technical (mm)





## Installation

Fitting the seal has never been easier.

Pre-fitted screws fitted to the underside of the product are ready for drilling straight into the door.

A hollowed-out end cap on the non-actuator side gives enough space for the drop mechanism, even after cutting the product to size.



The actuator can also be fully removed to aid installation of a door on site.

## Parallel Drop Technology

This seal benefits from Norsound's new parallel drop technology.

Once actuated, the seal drops equally at both ends, assisting a smooth operation and better contact with the floor during everyday use.

As well as this feature, the seal still has self-levelling capabilities that allow it to automatically adjust to a sloped flooring if required.



## Adjustment

Adjustment has been made much easier - by one of two ways either using a PZ screwdriver or by hand.

The option to fully remove the actuator means you can deactivate the drop seal when required, particularly useful if fitting doors to an unfinished site project.

Once deactivated, the seal will be protected during the construction phase by preventing contact with dirt and grit on the floor.

- ⊗ **Application:** Single and double leaf doors
- ⊗ **Size (mm):** 12 (w) x 30 (h)
- ⊗ **Maximum drop (mm):** 15
- ⊗ **Length (mm):** 425, 525, 625, 725, 825, 925, 1025, 1125, 1225
- ⊗ **Cut back (mm):** 125 (525-1225), 105 (425)
- ⊗ **Fixing:** Rout-in to rebate in door bottom with pre-fixed screws

- ⊗ **Adjustment:** Click-in removable actuator. Adjust by hand or PZ screwdriver
- ⊗ **Material:** Aluminium profile, TPE seal
- ⊗ **Fire Certification:** BS EN 1634-1: 2014
- ⊗ **Acoustic Certification:** BS EN ISO 10140-2: 2010
- ⊗ **Order Code:** NOR810S+(length) eg NOR810S+825